

the Definitive™

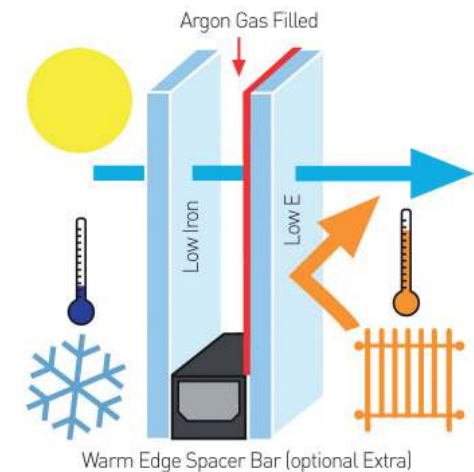
COLLECTION



WINDOWS
DOORS
BI-FOLDS
ORANGERIES
CONSERVATORIES

WINDOW ENERGY RATINGS EXPLAINED

Window Energy Ratings use a consumer-friendly traffic-light style A-E ratings guide similar to that used on 'white' goods (such as fridges, freezers, washing machines etc). This ratings label can help you to make more informed choices about the energy efficiency of the windows you are looking to purchase.



**Each window rated by BSI has a unique label
This label will display the following information:**

- 1 The rating level – A, B, C, etc...
- 2 The energy rating eg. $-19\text{kWh}/(\text{m}^2\text{K})$ in this example the product will lose 19 kilowatt hours per square metre per year.
- 3 The window U value eg. $1.5\text{W}/(\text{m}^2\text{K})$
- 4 The effective heat loss due to air penetration as L eg. $0.01\text{W}/(\text{m}^2\text{K})$
- 5 The solar heat gain eg. $g=0.40$

Simply put, this will determine how well a product will perform the functions of:

- Helping you contain and conserve heat within your building in the winter
- Keep out the wind
- Contribute to improved sound insulation

Window Energy Rating

The Definitive Collection
KM 567418
KBE 70 Casement Window

	A 1
<p style="font-size: 12px;">Efficiency rating (kWh/m²/year) <i>Energy rating certified by BSI and based on a UK standard window. Exact energy consumption for this product will depend on the building, the local climate and interior temperature.</i></p>	0 2 UK
<p style="font-size: 12px;">Country:</p>	
<p style="font-size: 12px;">Thermal Transmittance</p>	3 1.4 W/m ² .K
<p style="font-size: 12px;">Solar Factor</p>	5 0.45
<p style="font-size: 12px;">Air Leakage</p>	4 0.00 W/m ² .K

www.Kitemark.com

Kitemark and the Kitemark logo are registered trademarks of BSI

Approved Document L1B 4.22

WINDOWS

For many years we have been supplying and fitting high specification windows, doors & conservatories. Priding ourselves on complete customer satisfaction, we are committed to providing you with a quality service that is second to none.

The Definitive Collection has been designed to the highest of standards using Kömmerling, Europe's finest PVC-u window systems. Pleasing to the eye and proven in strength and security, our windows and doors surpass all expectations and set the standard for others to follow.





Ask us about
our uniblind
options

We offer a choice of colours and designs, including a wide range of decorative glass, to ensure that our hand-made quality windows complement your home.

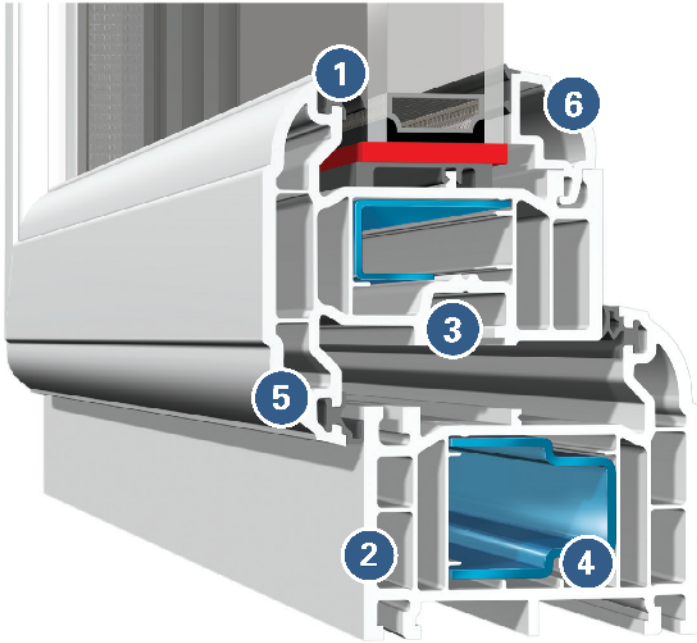
The Definitive Collection offers the ultimate choice for today's environment – high specification windows which enhance the appearance of your property, improve security and conserve energy.



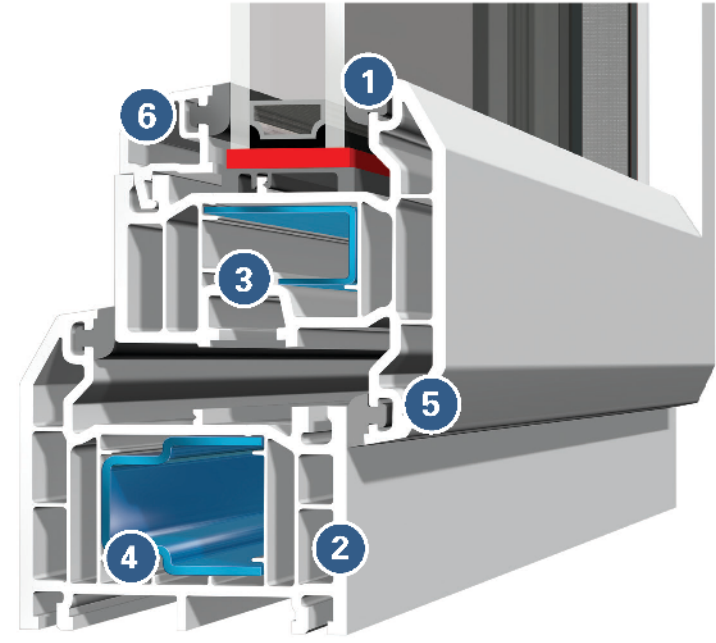
PROFILE FEATURES

Not all PVCu window and door systems are the same and we've been building an enviable reputation for innovation, quality and product design. Much like the German car industry is respected for its product development programme, we too have made the same impact in the construction and home improvement sectors.


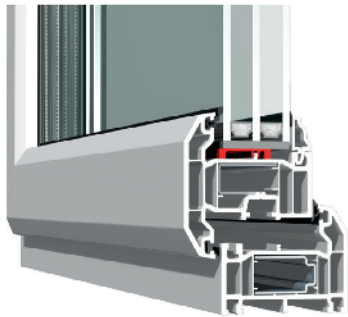
The cross section of our C70 and O70 system shown highlights a number of key features:



- 1. Choice of low line grey or black gaskets and weatherseals, provide lasting performance and slimmer sightlines.
- 2. Five chambered system is more energy efficient than the 3 chambered designs from many of our competitors.
- 3. The full depth, central eurogroove helps make the windows and doors more secure.
- 4. Steel reinforcement is used where needed, to add additional structural strength.
- 5. The ovolo design of O70 Gold shows off soft sculptured lines in the frame, sash and glazing bead.
- 6. Single leg glazing bead is highly secure and easy to install on site.



- 1. Low line gaskets and weatherseals provide lasting performance and slimmer sightlines.
- 2. Five chambered system is more energy efficient than the 3 chambered designs from many of our competitors.
- 3. The full depth, central eurogroove helps make the windows and doors more secure.
- 4. Steel reinforcement is used where needed, to add additional structural strength.
- 5. The chamfered design of C70 Gold gives a modern and clean look through the frame, sash and glazing bead.
- 6. Single leg glazing bead is highly secure and easy to install on site.



AN EXPLOSION OF COLOUR

We've invested in a wide range of colours and woodgrains that can enhance your house and give it a little individual appeal. Whether you are replacing worn timber windows or tired first generation PVCu ones, you can now choose from a wide range to suit your home. We've also just launched Irish Oak, black, white ash, grey and Chartwell Green on our products.



HANDLE COLOUR OPTIONS



White



Black



Gold



Chrome



Satin

RESIDENCE 9

Residence 9 is a new window system designed to replicate the 19th Century Flush Sash Timber Window. It is ideal for use in conservation areas, due to its authentic appearance.

This authentic design is also appealing to any homeowner who wants a top end luxury window brand. It can accommodate 28mm double or 44mm triple glazing with market leading thermal and acoustic performance. It achieved one of the highest classifications on weather test due to its robust design.




R9
RESIDENCE 9





Residence 9 is manufactured from a modern composite material to give a virtually maintenance free finish. Only available in heritage colours, the “easy clean rebates” are also foiled in the same finish, which means that the high end, maintenance free appearance is maintained when the window is open. Residence 9 is truly a luxury, top end window system and can also be incorporated into Orangeries and Garden Rooms from the Eclectic Brand which is renowned for its Boutique Window Systems.



VERTICAL SLIDING SASH WINDOWS

ULTRA-LIFT[®]nt

The performance and life cycle of our vertical slider is enhanced greatly by the high specification of the balance operation. This is one of the most crucial components, and **MUST** never be compromised. Every balance is precisely engineered and is bespoke to each individual window

Class 5 rating - high lift assistance

Balance lifts 70% of sash weight making heavy sashes easy to operate.

Low carbon coated steel rod

Rust resistant with low friction properties tested up to 15,000 cycles.







PVCu DOORS

Our doors can be fitted with a 3* cylinder - an optional extra if you upgrade which guarantees that your door exceeds the latest security and quality standards and more importantly delivers increased confidence to you, our customer.





All of our uPVC doors come with a 1* lock as standard with a range of security upgrades available. You can personalise your door to be any RAL colour, and it can be made in a range of styles to suit your taste.



TIMBER CORE COMPOSITE DOORS

The logo for Solidor, featuring the brand name in white text on a green square background.



Our Door Collection is an outstanding range of solid laminate timber core composite doors that combine classical, modern or futuristic styling with a full range of Secured by Design locking, which provides a stunning, high quality and secure entrance to any home. With a thickness of 48mm, they are nearly 10% thicker than most alternatives.

Each solid timber core is completely encapsulated within a highly durable plastic edge banding and two thermo plastic door skins, so you will never have to worry about painting or varnishing.

Designer tool available on
Solidor website



Please ask for a
Solidor brochure
to find out more
about this range





At first, the number of different doors on the market can be bewildering. Where do you start? How can you be sure you're making the right choice? It's simple. You need to think about what you need from a door then look at how it measures up against what's out there.

Then again, you could simply choose a GRP composite door from Distinction Doors. Why? Because against every criteria, a Distinction Premium GRP composite door more than makes the grade.

A Distinction Premium GRP composite door has been designed to be both beautiful and practical.

We have a variety of distinctive door ranges and decorative glass ranges. Both are available in a wealth of colours so you can design a door that makes a personal statement about you and your home. You'll also find lots of little design touches that set our door apart from others on the market and make your home stand out from your neighbours'.

Designer tool available on Distinction website



Request a Distinction Door brochure to find out more about these products



Standard colours

Bespoke colours

White	Blue	Gunmetal	Nut Brown	Pistachio	Sea Green	Teal	Hazy	Cleret	Rhubarb	Buttercup
Black	Green	Granite	Porlery	Sweet Pea	Coastal Blue	Ultramarine Blue	Pastel Blue	Aubergine	Light House	Turmeric
Red	Gold Oak	Lease	Soft Cream	Fern Green	Duck Egg	Midnight	Dusk	Foxglove	Scarlet	Mandarin
	Rose Wood	Platinum	Charcoal	Pear	Chartwell	Pheasant	Sky Blue	Passion Flower	Deep Coriander	Salsa Red

FRENCH DOORS

Designed for maximum security and available in a wide range of styles, from residential to sliding, you are sure to find a door that will enhance your property and provide you with complete peace of mind.

We have developed a selection of doors, in various colours, through to a natural wood-look with all the 21st Century benefits of a low maintenance, high durability PVC-u door.

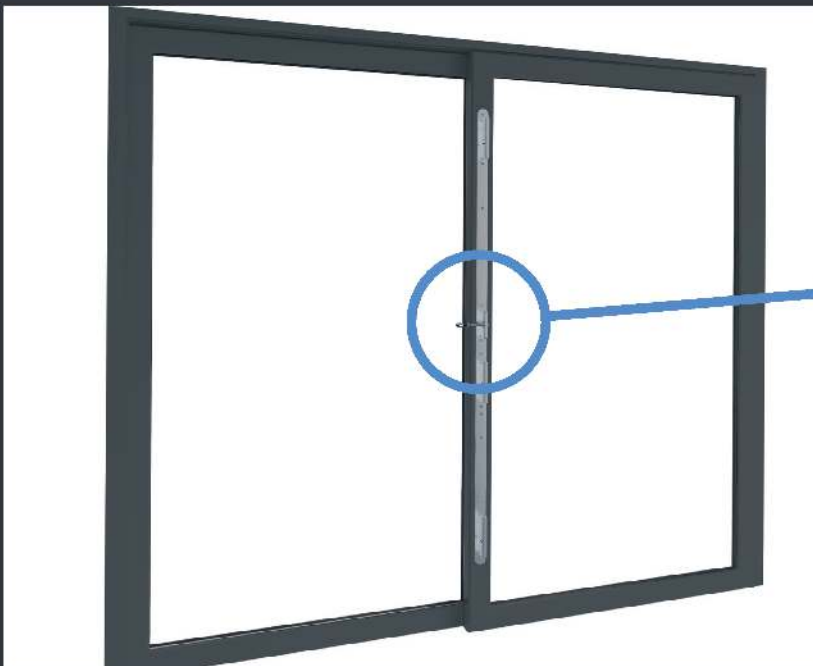


Every door we supply is bespoke and designed to your specific requirements. We also offer different threshold options including standard, low PVC-u or aluminum.

PATIO DOORS

Patio doors offer open views, bringing the outside in. We offer patio doors in a range of different colour, finish and materials including aluminium.

They are designed for energy efficiency, and to keep your home secure, speak to us about different locking and profile options.



BI-FOLDING DOORS

Bringing the
outside inside

Our bi-folding or multi-folding doors are the ideal way to create the illusion of extra space and connect inside living to the outside world.

They can create a whole new feel to your home, linking rooms together and seamlessly joining inside living with outside space.

Versatile, contemporary and aesthetically pleasing, bi-folding doors are the ideal replacement for existing patio or French doors to flood any room with natural light and create a stunning feature.



REBATED BI-FOLD

Ask us about our range of rebated bi-folding doors, offering an enclosed gasket for a streamlined appearance, along with a small lip around the outside of the door improving the energy efficiency and appearance of bi-folding doors.



Attractive, slim-line profiles offer reduced sightlines for a more aesthetically pleasing door. Fully weather sealed and thermally efficient, with a thermal performance 1.8 W/m²K that meets all Part L requirements. Our Bi-folding doors are available in any RAL colour to suit any hose type or match existing frames.

CONSERVATORIES, GARDEN ROOMS AND ORANGERIES

A lot has changed since conservatories boomed in popularity in the mid 2000's. We can now build these rooms with energy efficient glass, uniblinds, solid roofs, and solar controlled glass to make it a valuable living space in your home that you can use all year round.

You can really personalise this space with a huge range of colour options, and choice of materials including aluminium.





REFURBISHED CONSERVATORIES

Conservatories, orangeries and garden rooms are achieving a better U value than ever before, why not update your existing conservatory to include some of the modern innovations on this growth market to make your extension a room you can use all year round.





UPDATE YOUR CONSERVATORY

Adding a tiled roof to your existing conservatory can help regulate the temperature, and eliminate the noise from heavy rain. Ask us about adding a tiled roof to easily modernise your conservatory.

Q

CE